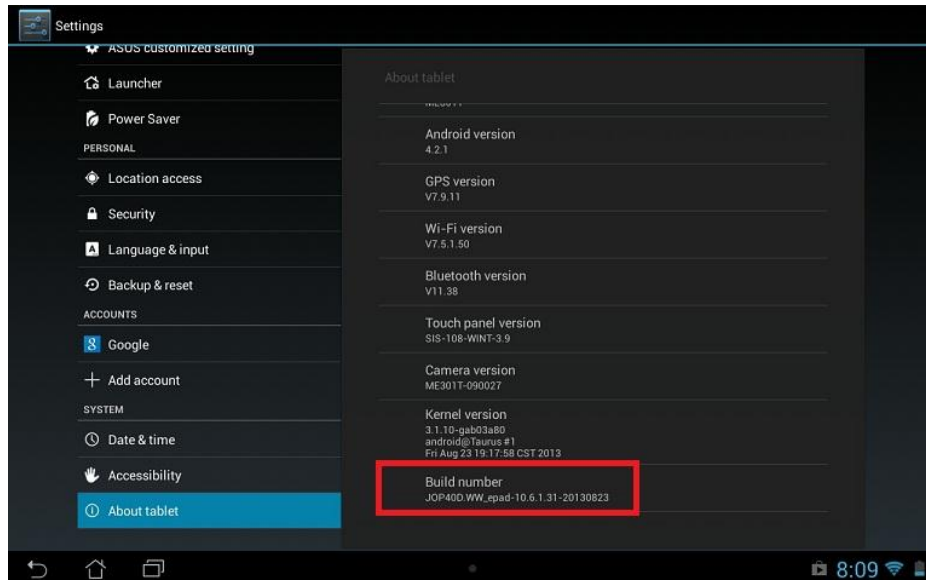


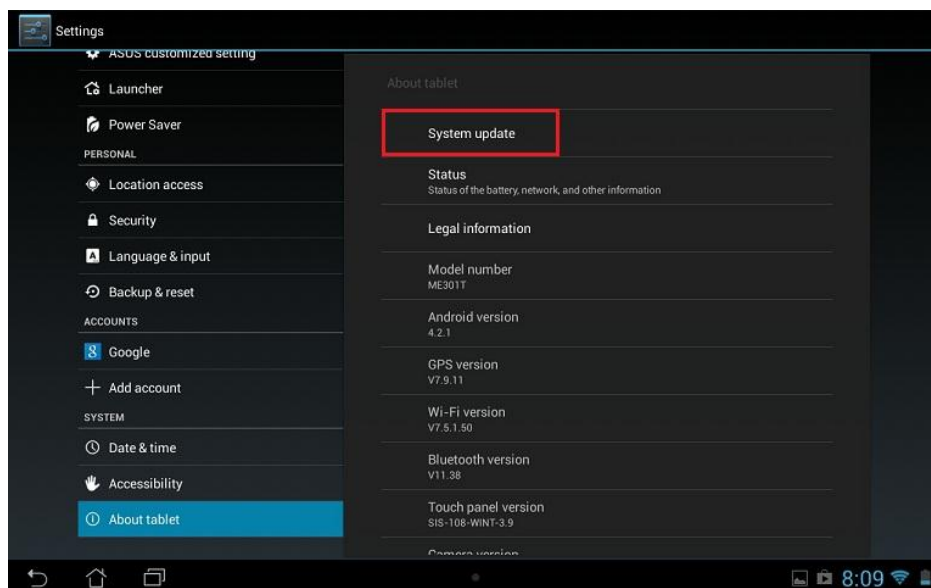
How to check device firmware version ?

Go to Settings >> about tablet >> Build number to check current version ◦

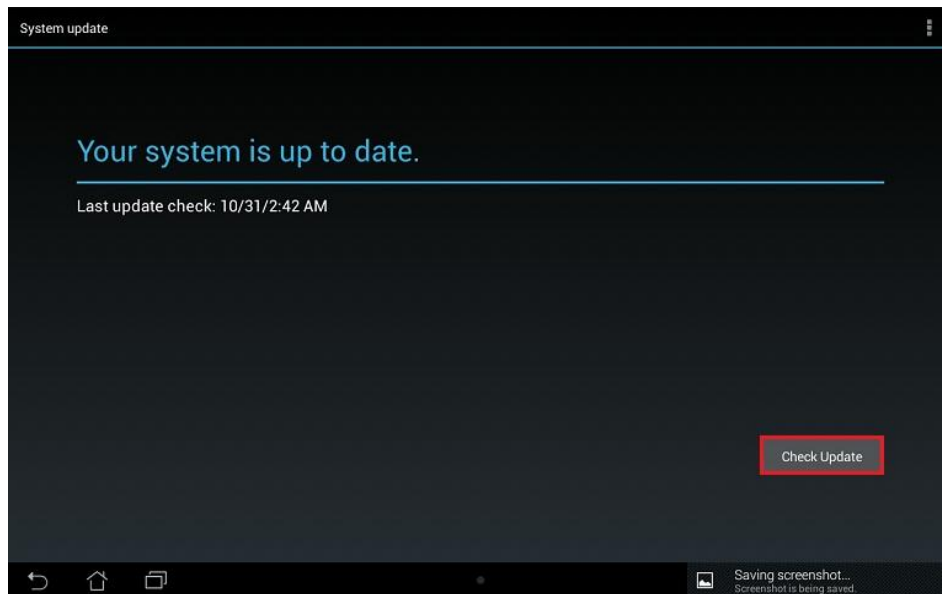


How to do online update(FOTA) ?

1. Make sure the connection ability is well ◦
2. Go to Settings >> about tablet >> System update ◦



3. Press Check update to download and do online update(FOTA)



How to do the manually update ?

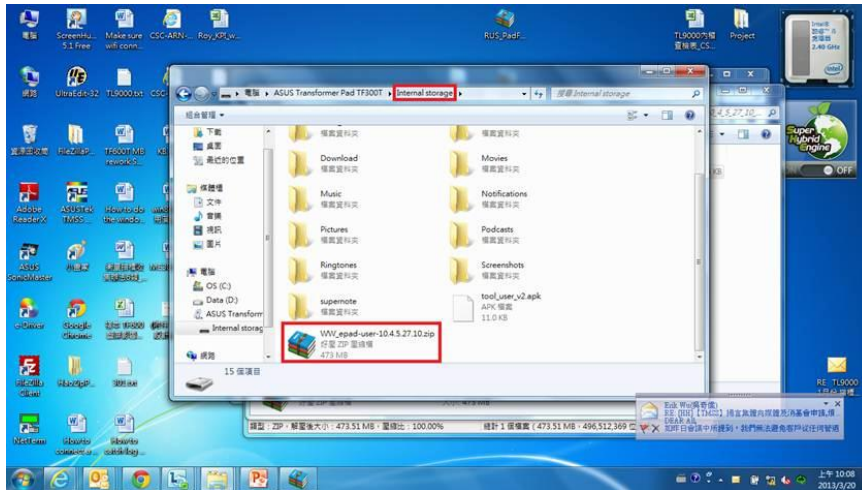
This SOP use ME301T (Asus memo pad smart 10) for example, other model can also refer this SOP

download :

1. Go ASUS website(www.asus.com) and input "Asus memo pad smart 10"on right upper corner's searching bar
2. Choose support >> download
3. OS choose: Android
4. Press firmware and download by sku

Install(please choose the last version) :

1. Unzip WW_epaduser_10_4_5_27_10_UpdateLauncher.zip and get WW_epad-user-10.4.5.27.10.zip
2. Put "WW_epad-user-10.4.5.27.10.zip" into ME301T internal storage by USB cable.



3. Unplug USB cable and system will auto detect the update (a triangle will appear on system bar) , press OK to do the update





What to do If update fail ?

Please bring your PAD and contact ASUS Service ◦