

ASUS MultiFrame

User's Guide

Contents

Chapter 1	ASUS MultiFrame Introduction	1
1.1	Introduction.....	1
Chapter 2	How to use MultiFrame	1
2.1	Start the utility.....	1
2.2	9 kinds of windows division	1
2.3	Mouse Tracking	2
2.4	Desktop extend.....	2
2.5	Show monitor ID.....	3
2.6	Send PowerPoint presentation file to secondary monitor	3

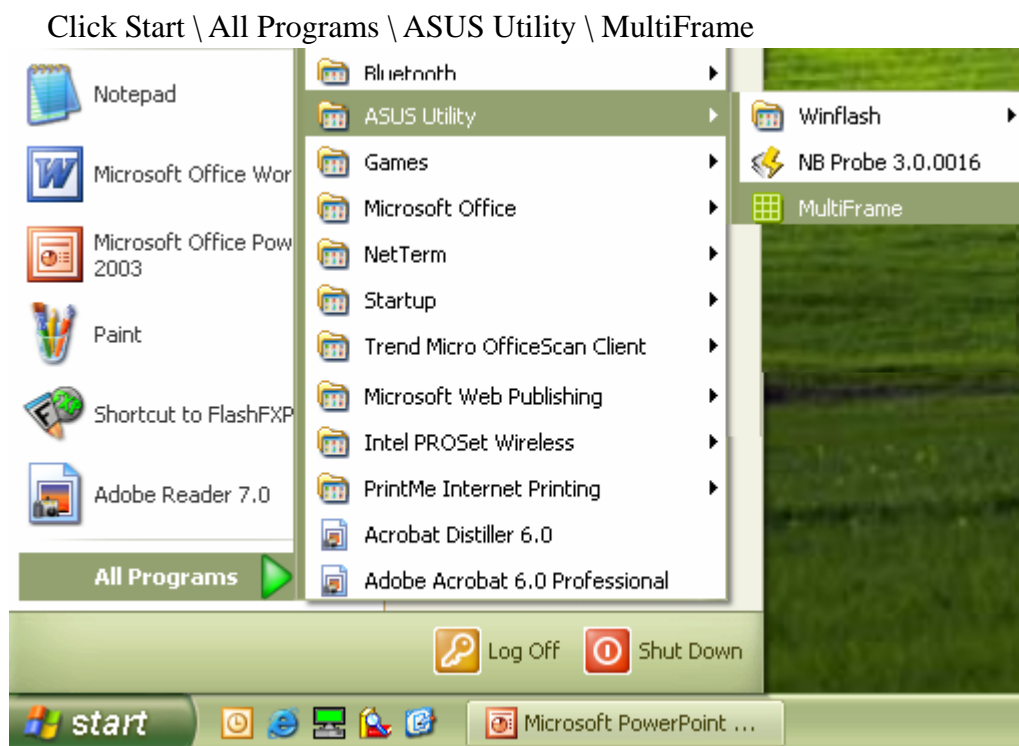
Chapter 1 ASUS MultiFrame Introduction

1.1 Introduction

ASUS MultiFrame is a utility, which help you easily divide the windows and make the windows transferred easily when you open many windows. So it's convenient for web browsing and data mutual reading.

Chapter 2 How to use MultiFrame

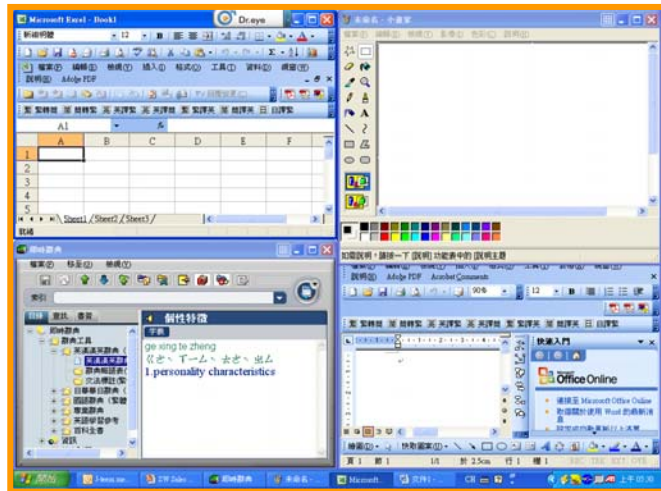
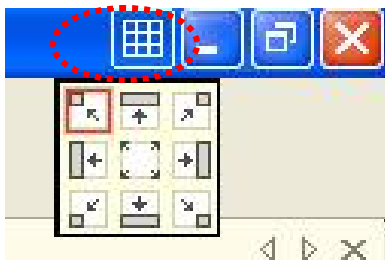
2.1 Start the utility



2.2 Nine kinds of windows division

Please click the MultiFrame icon like the picture as below and you can setup the windows into 9 kinds of windows division in all, and MultiFrame mostly can divide


the desktop to 4 parts.



2.3 Mouse Tracking

Please right click the MultiFrame icon and choose “Mouse Tracking”.

After new windows division, mouse tracking feature of MultiFrame let you easily find your mouse and executing windows.



2.4 Desktop extend

Please right click the MultiFrame icon and choose “Enable Extended Desktop”.

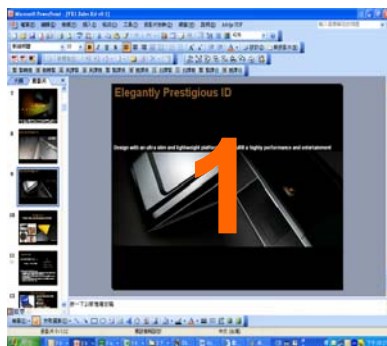
Extend Windows of MultiFrame is very useful while doing presentation. You can see your memo at your NB screen and present another file at projector and keep your private & confidential file only existed at your NB screen.



2.5 Show monitor ID

Please right click the MultiFrame icon and choose “Show Monitor ID”.

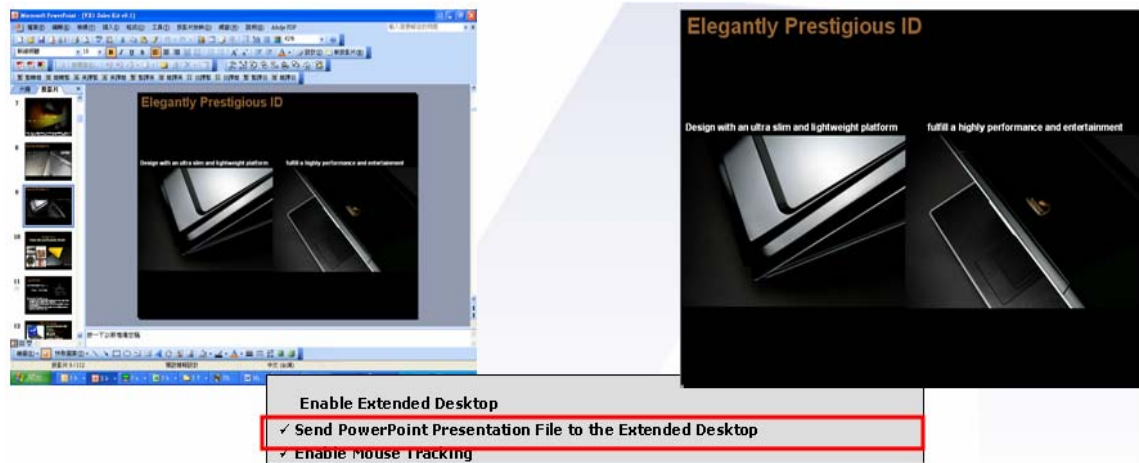
It will show Monitor ID to indicate the main monitor and the secondary monitor even you use the same 2 monitor, so you can easily verify them.



2.6 Send PowerPoint presentation file to secondary monitor

Please right click the MultiFrame icon and choose “Send PowerPoint presentation file to secondary monitor”.

It’s very useful while doing presentation, you can easily show what you want to present and hide others you don’t want to show yet.



Enable "Send PowerPoint Presentation file to secondary monitor"

If you disable the function, the PowerPoint presentation won't present in the extended desktop