


# G752 series support XG2 SOP

(G752VY / VT / VL / VS / VM / VSK)

## G752VY / VT / VL

1. Update TBT driver to the latest version (recommended)


Version V16.2.55.275

Description	ThunderBolt
File Size	61.35 MBytes
Download from	 Global

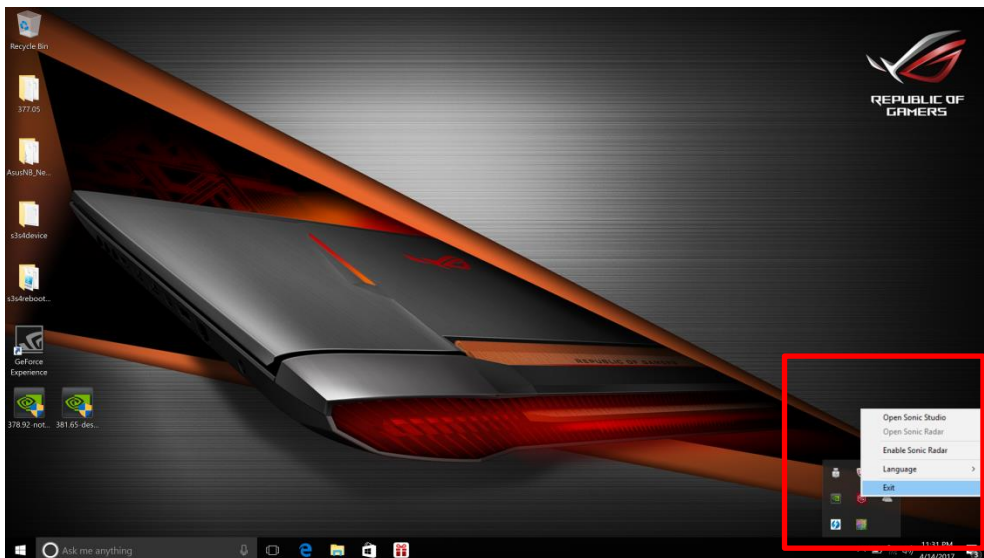
2. Update Thunderbolt(TBT) FW to the latest version:  
TBT FW-

 XG Station 2 (2)

Version V1.01

Description	ThunderBolt FW UPDATE
File Size	720.02 KBytes
Download from	 Global

\*Before updating TBT FW, **exit** Asus Sonic Suite:

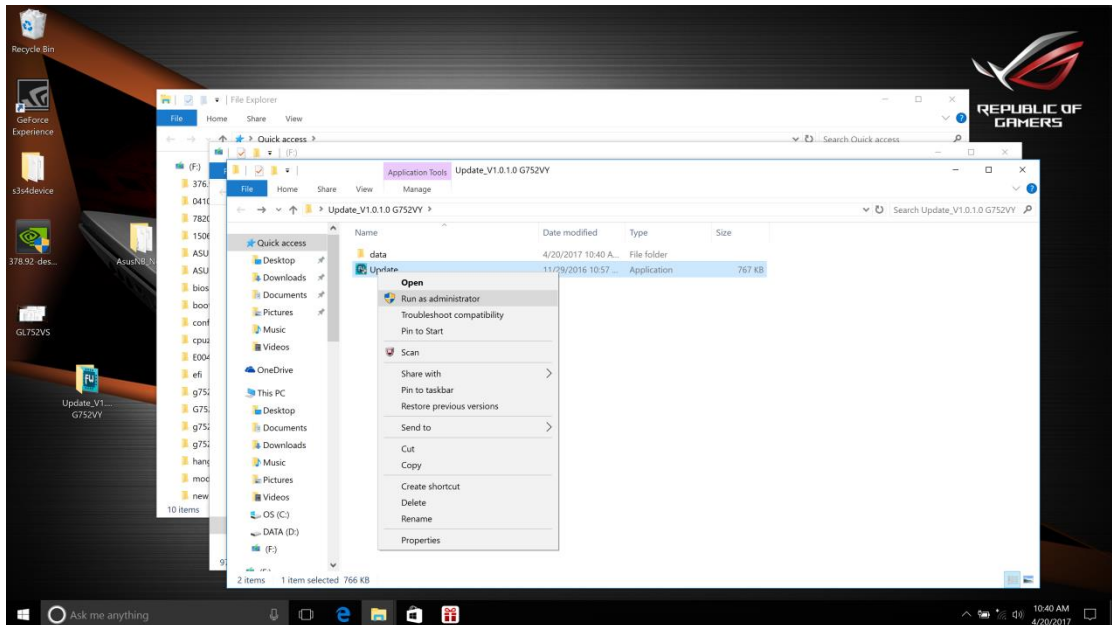


Take G752VY as an example, use [Update\\_V1.0.1.0 G752VY](#)

Extract the file and put it on the desktop.

Make sure plug in AC adapter before updating.

Run the [Update.exe](#) by Run as administrator.



\*Once the update procedure by [Update\\_V1.0.1.0 G752VY](#) failed somehow, use [Prototype V1.0.0.10 g752vy.7z](#)

## G752VY / VT / VL / VS / VM / VSK

1. Update BIOS by Easy Flash to the latest version  
G752VY / VT / VL : 303  
G752VS: 309  
G752VM: 305  
G752VSK: 302
2. Update graphic driver that support XG2 from Asus official website. (for NVIDIA external graphic card, use 378.92 or newer version )
3. Activate Windows Update, the compatibility would be best after OS RS2 RTM. For now user can download RS2 15063 (i.e. creators update) by “DOWNLOAD UPDATE ASSISTANT”

# New with the Windows 10 Creators Update

Windows 10 keeps getting better - the Creators Update includes new innovations, features and security capabilities. To ensure the best experience the update rolls out via auto-updates when your PC is ready. Or if you want to get the update now, download the Update Assistant.

[DOWNLOAD UPDATE ASSISTANT >](#)

[LEARN ABOUT AUTO-UPDATES >](#)

(<https://www.microsoft.com/en-US/windows/features>) (recommended)