












## Service Part List



The illustrations below show the components of the RS300-E11 Series.

(Illustration model may not be the same, for more detailed information, please refer to the SN)

Component	Description	Part No.
<b>P12R-M/SYS</b>		
	Motherboard	90SBOAU0-M0XBN0
<b>FPB-R20D</b>		
	Front Panel Board	90SC03Z0-M0XBN2
<b>RG16LE16R-R1M-A</b>		
	Riser Card	90SC0HM0-M0XBN0
<b>BP4LE12G-35-R1M-A</b>		
	HDD Backplane	90SC0HJ0-M0XBN0
<b>PDB-R1M-A</b>		
	Power Distribution Board <b>(Only for RS300-E11-RS4)</b>	90SC0HL0-M0XBN0
<b>ASMB10-IKVM</b>		
	ASMB10-IKVM	90SC0HR0-M0XBN0

Component	Description	Part No.
<b>C2P D TOOLLESS 35HDD TRAY ASSY</b> 	HDD Tray	13SF01A0AM0101
<b>4028 FAN_1A_CABLE 230MM</b> 	System Fan	13070-00240100
<b>VGA CABLE 2*8 TO 2*8 L:850MM</b> 	VGA CABLE	14011-00110100
<b>USB3 2*10PV TO 2*10PV L:750MM</b> 	USB 3.0 Cable	14016-00390500

Component	Description	Part No.
<b>SATA TO HD+6PIN L=500MM</b> 	HDD Backplane Cable	14011-00480500
<b>AUX_PANEL2 CABLE 2*10 TO 2*4 L</b> 	System AUX Cable	14011-02680000
<b>FPB CAB2*8/1*10+1*6+2*10 950MM</b> 	System FPB Cable	14001-00800500
<b>MINI SATA 13P TO 7P+4P,390MM</b> 	Optical Drive SATA/Power Cable	14G000114512
<b>SMBUS 2*5P TO 2*5P L:1050MM</b> 	SMBUS Cable	14011-02380100
<b>PMBUS CABLE 5P TO 5P L:500MM</b> 	PMBUS Cable (Only for RS300-E11-PS4)	14G000611200
<b>POWER 8P TO 8P, L:250MM</b> 	Power Cable (Only for RS300-E11-PS4)	14001-00190400

Component	Description	Part No.
<b>PSU 50.5MM SLIM 450W PLATINUM</b> 	Power Supply <b>(Only for RS300-E11-RS4)</b>	0A100-00110600
<b>PSU FLEX 350W GOLD</b> 	Power Supply <b>(Only for RS300-E11-PS4)</b>	0A100-00102400