












## Service Part List

The illustrations below show the components of the E900 G4.

(Illustration model may not be the same, for more detailed information, please refer to the SN)

Component	Description	Part No.
<b>CPU(Optional)</b>		
	Intel® Xeon® processor Scalable family (up to 205W)	
Refer to support page for more information		
<b>Memory</b>		
	DDR4 2400 256M*16 1.2V FBGA96 S: DDR4 2400 512M*16 1.2V FBGA96	03012-00050100 S: 03012-00020200 S: 03012-00050000
Please check Intel official site for more detail about the memory types supported by each CPU		
<b>VGA(Optional)</b>		
	Aspeed AST2500 64MB	
<b>PSU</b>		
	PSU CRPS 2000W TITANIUM	0A100-00310500
<b>Keyboard</b>		
	CHICLET KB/USB/BLK (US)	0K001-00360P00
<b>Mouse</b>		
	MOUSE USB BLACK BLUE LIGHT	0K100-00030300 S: 0K100-00030200

Component	Description	Part No.
<b>CPU Cooler</b>		
	1015E 3647 SQUARE 4U HS NO FAN	13NB00J1T06011
<b>System Fan</b>		
	ARX 12025 2BALL FAN DELTA 12025 FAN_4300	13G074166000 13070-00350300
<b>Cable Clamp</b>		
	T50D CABLE CLAMP	13GS1R00P030-1
<b>Windows Recovery DVD</b>		
	M3571.02 WIN10 VGA SDVD	15091-45610000
<b>Mylar</b>		
	Mylar	13SF00L0P01011
<b>IO Shield</b>		
	WS C621E SAGE IO SHIELD	13SW0021M04011

Component	Description	Part No.
-----------	-------------	----------

**Chassis**


W5E A CASE ASSY

13SF00L0AM0101

**Mouse Pad**


MOUSE PAD

15G277107000DP

**Card Reader**


USB2.0 4IN2 CARD READER 3.5'

04100-00080200

**MB**


WS C621E SAGE

 90SW0020-M0XBN1  
 S: 90SW0020-M0XXN1